

## Grade 11 Lesson Pack

# Entrepreneurship Package



## Subject: Life Orientation

<b>Topic:</b> Careers and Career Choices (CAPS)	<b>Part A:</b> Participate in a class discussion: The problem-solving process. Make sure that you understand what you need to do for each step.	<b>15 minutes</b>
	<b>Part B:</b> Work with a partner to play the AGECE game and complete the worksheet.	<b>60 minutes</b>
	<b>Part C:</b> Completion of the worksheet. Whole class discussion.	<b>15 minutes</b>

**Lesson title:** Entrepreneurship and decision-making

**Resources:** Access to internet, including the Allan Gray Entrepreneurship Challenge Worksheet for the lesson

### Prior knowledge





- The difference between a job and a career.
- General, broad characteristics of an entrepreneur.

### Links to AGECE

**Characteristics of an entrepreneur**

**Decision-making process**

### 21st Century skills

	<b>Critical thinking</b>	The practice of solving problems	<b>X</b>
	<b>Creativity</b>	The practice of 'thinking out of the box'	<b>X</b>
	<b>Collaboration</b>	The practice of working together to achieve a common goal	<b>X</b>
	<b>Communication</b>	The practice of conveying ideas accurately and clearly	<b>X</b>

### Other skills

<b>IT skills</b>	<b>X</b>
<b>Time management</b>	<b>X</b>
<b>Decision making</b>	<b>X</b>

# Entrepreneurship Package



## Vocabulary

Entrepreneur, product, service, business value, profit, loss, data, business value, consequence, decision

## Advance preparation

Before the lesson, select two learners to present the conversation between Abed and Thandi.

### Part A 15min Set the scene.

Hold a short discussion highlighting the main ideas. The most important concepts to highlight:

- Problem-solving starts with identifying the problem as accurately as possible.
- Problem-solving is not an exact science. We sometimes need to change the process as we go along.
- Read through the worksheet with learners. Make sure that they understand what is required of them. Point out that it will take some time to play the game as they have to discuss and solve problems as they go along.

Support learners as they log in to the AGECE game. Preferably, learners should work in pairs so that they can collaborate.

To facilitate discussion later in the lesson, all learners should select **Fashion** as the type of business.

### Part B 50min Play the game and do the worksheet.

With a partner

Remind learners that they must use information that they already know and information from the AGECE game.

Before starting the game, hold a short class discussion to check whether learners need any further support before they complete the worksheet.

### Part C 25min Complete worksheet and discussion.

In pairs and whole class

Hold a short discussion highlighting the process of problem-solving:

- Ask these teams what aspects of the problem-solving they think contributed to their success.